


B2503

BodyBilt's B2503 provides a sturdy solution for the Bariatric individual. Built with many of the features for which ErgoGenesis is known, its sturdy reinforced construction is designed to accommodate individuals up to 600 lbs.

Standard Features:

- Sturdy seating solution for individuals weighing up to 600 lbs
- Slightly contoured seat is 22" deep and 27" in width
- Sturdy and stable 27" five wheel base
- Standard heavy duty short pneumatic cylinder
- Reinforced steel brace bars in the front and back of the seat pan
- Additional steel plate under the seat pan provides added strength and durability
- Arm brackets are welded to the steel seat plate
- Multi-density foam in seat
- BodyBilt's "Ish Dish" decreases seated pressure to provide added comfort
- Single control lever for height adjustment
- 4-arm Fore/Aft articulation locked in place
- Hooded Carpet Casters

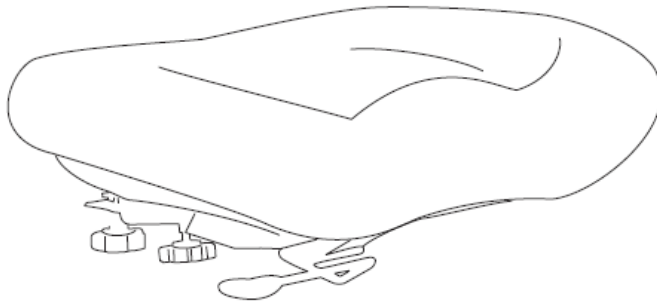
**Optional Features:**

- Inflatable Air Lumbar®
- S'port® Foam
- S'port® Ridge
- S'port® Lumbar
- 14 Optional Specialty Arms
- Fully Upholstered Backrest



Bariatric Chair Specifications

BARIATRIC SEAT MECHANISM SPECIFICATIONS



SEAT #3

Depth 22"

Width 27"


Standard Height* (low) 16"

Standard Height* (high) 21.5"

Heavy Short Cylinder* (low) 13.75"

Heavy Short Cylinder* (high) 16.5"

BARIATRIC BACKREST SPECIFICATIONS



2500 SERIES HIGH-BACK

Length 22"

Width 21.5"

Preset Backrest Angle 90°

Lumbar Range 4"

Lumbar Height (high) 10.5"

Lumbar Height (low) 6.5"

Lumbar Width 14"